





<b>STS Smart Interface</b>	<b>For use with unmodified meters</b>		
	<p>The STS Smart Interface is an interface between an STS simulated probe and a real unmodified survey meter. The box contains a circuit board with detection circuit, a rechargeable 3.7V Lithium Ion cell and connectors for the STS and host instrument cables. The STS simulated probe contains a gas detection head which detects the presence of the simulant placed on surfaces and clothing, the resultant reading is displayed as counts per minute on the instrument Display. This box is ideal for the use of smaller probes such as the STS HP260 and HP210 probes</p>		
			
Dimensions (mm)	H 80mm	W 100mm	D 40mm
Weight (KG)	0.25KG		
Construction	Powder coated Aluminium and plastic casing, case not IP rated.		
LEDs	ON/Battery Low (Green / Red)	Charging/Full Charge	(Green / Red)
Battery	Powered from 3.7V Lithium Ion Cell with 6V DC jack charging port – approx. 10-12hour run time on full charge. Approximate recharge to full in 6hrs. (replaces USB shown in picture)		
Detector	STS gas detector situated behind perforated face plate of probe (sold separately)		
Survey Meter Retained Functionality	All original instrument controls and switches retained – real meter is unmodified	Software unchanged from real instrument.	
Connectors	STS 5 way Probe & a MHV/BNC/ Fischer connectors compatible with Ludlum 3, 12, 14, 3000, Mini900, RadEye SX, MIP10Analoue, Mip10 D or 6150AD – please check on other meter availability		
Operating & Storage Temperature	Operating temp 0 to +30C	Above 30C the stimulant will rapidly evaporate	Storage temp 0C to +40C
Warm up time	30 seconds from switch on to ready.		
Available Simulants	LS1 –liquid stimulant spray	SS4 – solid stimulant source	Please refer to MSDS sheets for further information
Additional Information	The STS Smart Interface is not designed to be intrinsically safe and therefore should not be used in hazardous environments. The units are not waterproof and contain delicate and sensitive electronics which may be caused to fail if exposed to moisture. Units should be stored in a clean and dry environment. Instrument response may be affected by environmental conditions such as excessive heat and humidity and by air flow, strong air conditioning units and outside exercises may need to be considered to ensure the stimulant is identifiable by a trainee.		